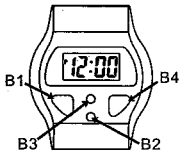
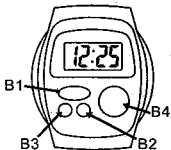
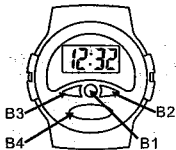


Talking Watch Operating Instructions



Remark: different models follow the same instruction

Function symbol/Buttons positions:



[[1-1]]: Hourly announcement on PM: Afternoon

🔔: Alarm on AL: Alarm in adjustable state

B1: MODE

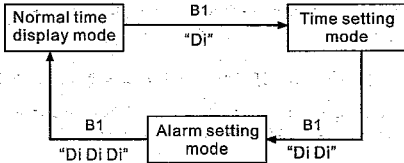
B2: MINUTE

B3: HOUR

B4: TALKING

1、 Mode change

Press B1 to change the functional modes according to the following direction:



2、 To set time:

Starting from time display mode, press B1 to enter time setting mode.

Press B2, B3 to adjust minutes and hours respectively to the correct time.

3、 To set Alarm time:

Starting from time display mode, press B1 twice to enter alarm setting mode. AL symbol will display with blinking numerals. Press B2, B3 to adjust minutes and hours respectively to the appropriate alarm time.

4、 Choose the alarm sound and turn on or off the alarm:

In normal time display, press B3 button to choose the alarm sound alarm sound and the alarm. When setting with alarm sound, it will play the alarm sound and the alarm time is shown on the display, the alarm function is on, after playing the alarm sound, it returns to the normal time display. When setting without alarm sound, alarm function is off, then it play "Di".

5、 Turn on/off hourly announcement:

Starting from time display mode, press B2 to activate (see symbol) or deactivate hourly announcement (no symbol).

6、 Snooze function:

When the alarm sounds, press B4 to stop the alarm and start the snooze function. The alarm will sound again every five minutes after the snooze starts. The alarm sound will happen not more than six times.

7、 Talk the current time:

In normal time display mode, press B4 button. It will talk the current time.

Battery replacement

Replace the batteries when the digital numerals on the screen appear blue, vanish, or the volume fades out.

Notes: Different models have different designs, but have the same functions and setting methods.

MAINTENANCE INSTRUCTION AND NOTICE

- 1、 When water resistant marked on the watch, watch can withstand water splashing and rain, but can't fall into the water;**

When 30m water resistant marked on the watch, you can wear it while swimming or washing the car, but don't press any buttons in the water;
When 50m water resistant marked on the watch, you can wear it while swimming or poolside diving, but don't press any buttons in the water.

2. Avoid wearing it in broiling, freezing, or vibrant environment.
3. Avoid wearing it in strong electric field, static, or high cycle environment.
4. Keep it away from gasoline, detergent, spraying agent, adhesives and paint.
5. Wipe the watch surface with soft cloth and clear water, don't use chemicals.
6. The watch is made of precision electronic parts, don't open the cover by yourself.

The enterprise has past the
ISO9001 Quality Control
System Verification



MADE IN CHINA

PLEASE
RECYCLE